



**epd-norge.no**  
The Norwegian EPD Foundation

# ENVIRONMENTAL PRODUCT DECLARATION

in accordance with ISO 14025, ISO 21930 and EN 15804

Owner of the declaration:	Norsk Stål AS
Program operator:	The Norwegian EPD Foundation
Publisher:	The Norwegian EPD Foundation
Declaration number:	NEPD-347-238-EN
Issue date:	09.09.2015
Valid to:	09.09.2020

## Ribbed reinforcement bars

**Norsk Stål AS**



[www.epd-norge.no](http://www.epd-norge.no)



## General information

### Product:

Ribbed reinforcement bars made from prefabricated steel from European manufacturers, which may be cut and shaped according to the intended use.

### Program operator:

EPD-Norge  
Post Box 5250 Majorstuen, 0303 Oslo  
Phone: +47 23 08 80 00  
e-mail: [post@epd-norge.no](mailto:post@epd-norge.no)

### Declaration number:

NEPD-347-238-EN

### ECO Platform reference number:

-

### This declaration is based on Product Category Rules:

CEN Standard EN 15804 serves as core PCR  
NPCR 013 Steel as Construction Material Rev 1 (08/2013)

### Statement of liability:

The owner of the declaration shall be liable for the underlying information and evidence. EPD Norway shall not be liable with respect to manufacturer information, life cycle assessment data and evidences.

### Declared unit:

-

### Declared unit with option (A1-A3 + A4):

Per kg steel

### Functional unit:

-

### Verification:

The CEN Norm EN 15804 serves as the core PCR.  
Independent verification of the declaration and data, according to ISO14025:2010

internal  external

Third party verifier:

*Helene Sedal*

Helene Sedal, Rambøll Norge AS  
(Independent verifier approved by EPD Norway)

### Owner of the declaration:

Norsk Stål AS  
Contact person: Erik Larsen  
Phone: +47 91 64 14 96  
e-mail: [erik.larsen@norskstaal.no](mailto:erik.larsen@norskstaal.no)

### Manufacturer:

Norsk Stål AS  
Postboks 1083, 4683 Søgne  
Phone: +47 47 81 80 00  
e-mail: [erik.larsen@norskstaal.no](mailto:erik.larsen@norskstaal.no)

### Place of production:

Norway

### Management system:

NS-EN ISO 14001:2004  
NS-EN 10080:2005  
NS-EN 1090-1:2009 + A1:2011  
Startbank ID: 138341

### Organisation no:

NO 959493715 MVA

### Issue date:

09.09.2015

### Valid to:

09.09.2020

### Year of study:

2015

### Comparability:

EPD of construction products may not be comparable if they do not comply with EN 15804 and are seen in a building context.

### The EPD has been worked out by:

Annik Magerholm Fet Michael Myrvold Jenssen

*Annik Magerholm Fet*

*M.M. Jenssen*



NTNU – Trondheim  
Norwegian University of  
Science and Technology

Approved

*Dagfinn Malnes*

Dagfinn Malnes  
Managing Director of EPD-Norway

## Product

### Product description:

Reinforcement bars (*rebar*, Norwegian: armeringsjern) are steel rods that are used as a tension device in concrete reinforcement. The bars may have protruding features and indentations to better bond with the concrete, commonly in the form of ribs. The picture below shows typical **ribbed reinforcement bars (Norwegian: kamstål)**. When embedded into concrete, the steel is able to alleviate the tension that is imposed on the concrete by distributing the tension evenly over a large area. Typical applications for reinforcement steel are in the construction of buildings and civil structures.

### Technical information:

Steel products may contain many types of alloys, depending on the intended performance characteristic of the steel product. For reinforcement steel, a typical material composition is given in the table below.

Scrap content is reported to be 100% <sup>[7][8][9]</sup>

### Product specification:

Materials	kg	%
Fe - Iron	0,98-0,99	98-99
C - Carbon	0,005-0,002	0,05-0,02
Si - Silicon	0,02	0,2
Mn - Manganese	0,03-0,07	0,3-0,7

### Market:

Norway

### Reference service life, product:

Not relevant.



Typical reinforcement bars with ribbed protrusions.

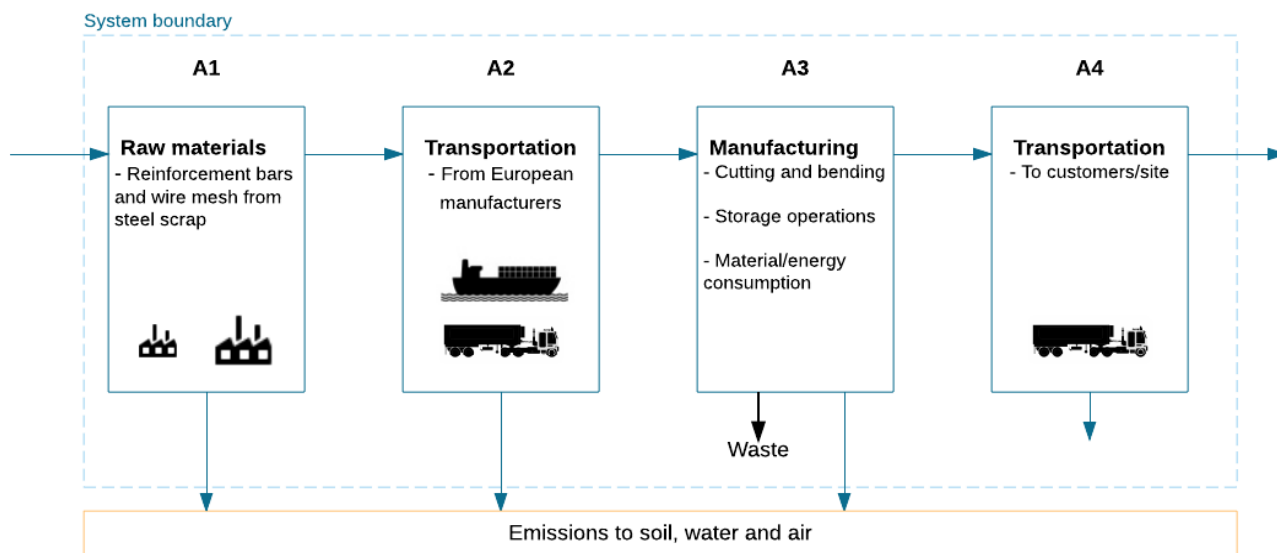
## LCA: Calculation rules

### Declared unit:

Per kg steel

### System boundary:

Cradle to gate (A1-A3) including transport from manufacturer to customer (A4). System boundaries are shown in the flowchart.



### Data quality:

General requirements and guidelines concerning use of generic and specific data and the quality of those are as described in EN 15804: 2012 +A1:2013, clause 6.3.6 and 6.3.7. The data is representative according to temporal, geographical and technological requirements.

#### Temporal:

Data for use in module A3 is supplied by the manufacturer and consists of the recorded amount of specific material and energy consumption for the product studied. Specific data has been collected for 2014. Generic data has been created or updated within the last 10 years.

#### Geographical:

The geographic region of the production sites included in the calculation is Norway (A3). Data for A1 represents European manufacturers (Norway included).

Production sites included are in Klepp, Søgne and Skien. Warehouse operations in Larvik and Strømmen are included in the study

#### Technological:

Data represents technology in use.

Data for module A1 consists of specific data derived from suppliers for reinforcement steel <sup>[7][8][9]</sup>. All other data are acquired from, and calculated in GaBi 7 <sup>[10]</sup>.

### Cut-off criteria:

All major raw materials and all the essential energy is included. The production process for raw materials and energy flows that are included with very small amounts (<1%) are not included. This cut-off rule does not apply for hazardous materials and substances.

### Allocation:

The allocation is made in accordance with the provisions of EN 15804 + A1:2013. Incoming energy and water and waste production in-house is allocated equally among all products through mass allocation if applicable.

## LCA: Scenarios and additional technical information

The following information describe the scenarios in the different modules of the EPD.

The scenarios for transport distances and transportation modes from suppliers to manufacturer represents both recorded and calculated routes and distances from factory gates in Europe to Norway. Transport scenarios for waste handling and transport to sites/customers are based on assumptions and recorded averages respectively.

### Transport from suppliers to producer (A2)

Type	Capacity utilisation (incl. return) %	Type of vehicle	Distance km	Fuel/Energy consumption	Value (l/t)
Container vessel	48	27500 DWT	1154	0,005 l/tkm	5,30
River freight ship	65	Downstream barge	700	0,002 l/tkm	1,12
Truck	85	Euro 0-5mix, 27t payl.	175,3	0,044 l/tkm	7,72

Transport in A2 describes the transports of steel products for further manufacturing, expedition or storage at manufacturer.

### Waste transportation (A3)

Type	Capacity utilisation (incl. return) %	Type of vehicle	Distance km	Fuel/Energy consumption	Value (l/t)
Truck	85	Euro 6, 27t payl.	50	0,795 l/tkm	0,02

Transport in A3 describes shipping transportation of waste to waste collection points or waste disposal plants.

### Transport from production place to user (A4)

Type	Capacity utilisation (incl. return) %	Type of vehicle	Distance km	Fuel/Energy consumption	Value (l/t)
Truck	85	Euro 6, 27t payl.	64	0,016 l/tkm	1,02

Transport in A4 represents an average of actual distances recorded in 2014.



## LCA: Results

The results shows that the most significant impacts comes from the production of steel. The steel is shipped from European manufacturers to ports in Norway, giving a moderate impact in A2. Module A3 includes deloading and expediting of goods from a forklift, storage, cutting, bending and office maintenance, and has a relatively low impact. Module A4 gives transport to customers/sites, with a low impact relative to module A1.

### System boundaries (X=included, MND= module not declared, MNR=module not relevant)

Product stage			Assembly stage		Use stage							End of life stage				Beyond the system boundaries
Raw materials	Transport	Manufacturing	Transport	Assembly	Use	Maintenance	Repair	Replacement	Refurbishment	Operational energy use	Operational water use	De-construction demolition	Transport	Waste processing	Disposal	Reuse-Recovery-Recycling potential
A1	A2	A3	A4	A5	B1	B2	B3	B4	B5	B6	B7	C1	C2	C3	C4	D
X	X	X	X	MND	MND	MND	MND	MND	MND	MND	MND	MND	MND	MND	MND	MND

### Environmental impact

Parameter	Unit	A1-A3	A4						
GWP	kg CO <sub>2</sub> -eqv	3,25E-01	2,51E-03						
ODP	kg CFC11-eqv	5,97E-08	1,69E-14						
POCP	kg C <sub>2</sub> H <sub>4</sub> -eqv	9,75E-04	1,10E-07						
AP	kg SO <sub>2</sub> -eqv	6,15E-04	3,04E-06						
EP	kg PO <sub>4</sub> <sup>3-</sup> -eqv	1,70E-04	7,17E-07						
ADPM	kg Sb-eqv	7,47E-08	1,14E-10						
ADPE	MJ	4,76E+00	3,40E-02						

**GWP** Global warming potential; **ODP** Depletion potential of the stratospheric ozone layer; **POCP** Formation potential of tropospheric photochemical oxidants; **AP** Acidification potential of land and water; **EP** Eutrophication potential; **ADPM** Abiotic depletion potential for non fossil resources; **ADPE** Abiotic depletion potential for fossil resources

### Resource use

Parameter	Unit	A1-A3	A4						
RPEE	MJ	2,19E+00	1,92E-03						
RPEM	MJ	3,21E-05	2,67E-15						
TPE	MJ	2,19E+00	1,92E-03						
NRPE	MJ	5,87E+00	3,42E-02						
NRPM	MJ	4,06E-05	9,95E-15						
TRPE	MJ	5,87E+00	3,42E-02						
SM	kg	2,44E-04	INA						
RSF	MJ	2,38E-05	INA						
NRSF	MJ	2,20E-04	INA						
W	m <sup>3</sup>	1,90E-01	1,85E-04						

**RPEE** Renewable primary energy resources used as energy carrier; **RPEM** Renewable primary energy resources used as raw materials; **TPE** Total use of renewable primary energy resources; **NRPE** Non renewable primary energy resources used as energy carrier; **NRPM** Non renewable primary energy resources used as materials; **TRPE** Total use of non renewable primary energy resources; **SM** Use of secondary materials; **RSF** Use of renewable secondary fuels; **NRSF** Use of non renewable secondary fuels; **W** Use of net fresh water  
INA = Indicator not assessed

### End of life - Waste<sup>1</sup>

Parameter	Unit	A1-A3	A4						
HW	kg	2,86E-02	1,62E-08						
NHW	kg	2,19E-02	INA						
RW	kg	6,48E-04	7,11E-08						

<sup>1</sup> Hazardous and radioactive waste is calculated from deposited goods from background processes. Non-hazardous waste are specific recorded waste from the manufacturer.

HW Hazardous waste disposed; NHW Non hazardous waste disposed; RW Radioactive waste disposed

### End of life - Output flow

Parameter	Unit	A1-A3	A4						
CR	kg	INA	INA						
MR	kg	4,09E-02	INA						
MER	kg	1,10E-03	INA						
EEE	MJ	INA	INA						
ETE	MJ	INA	INA						

CR Components for reuse; MR Materials for recycling; MER Materials for energy recovery; EEE Exported electric energy; ETE Exported thermal energy

Reading example:  $9,0 \text{ E-03} = 9,0 \cdot 10^{-3} = 0,009$

## Additional Norwegian requirements

### Greenhouse gas emission from the use of electricity in the manufacturing phase

The electricity mix (NO) represents the average country or region specific electricity supply for final consumers, including electricity own consumption, transmission/distribution losses and electricity imports from neighboring countries.

Reference year: 2011

Data source	Amount	Unit
GaBi 6.4.	0,0465	kg CO <sub>2</sub> -eqv/kWh

### Dangerous substances

- The product contains no substances given by the REACH Candidate list or the Norwegian priority list
- The product contains substances given by the REACH Candidate list or the Norwegian priority list that are less than 0,1 % by weight.
- The product contain dangerous substances, more then 0,1% by weight, given by the REACH Candidate List or the Norwegian Priority list, see table.
- The product contains no substances given by the REACH Candidate list or the Norwegian priority list. The product is classified as hazardous waste (Avfallsforsikten, Annex III), see table.

Name	CAS no.	Amount

### Indoor environment





No tests have been carried out on the product concerning indoor climate - Not relevant

### Carbon footprint

Carbon footprint has not been worked out for the product.

## Bibliography

- [<sup>1</sup>] ISO 14025:2010 *Environmental labels and declarations - Type III environmental declarations - Principles and procedures*
- [<sup>2</sup>] ISO 14044:2006 *Environmental management - Life cycle assessment - Requirements and guidelines*
- [<sup>3</sup>] EN 15804:2012+A1:2013 *Sustainability of construction works - Environmental product declaration - Core rules for the product category of construction products*
- [<sup>4</sup>] ISO 21930:2007 *Sustainability in building construction - Environmental declaration of building products*
- [<sup>5</sup>] LCA Report *Life Cycle Assessment Report: Ribbed reinforcement bars and wire mesh reinforcement (NTNU SISVI Report 2015-04)*
- [<sup>6</sup>] NPCR 013-2013 *Product Category Rules Steel as Construction Material*
- [<sup>7</sup>] Environdec EPD no.: S-P-00306 (2012) *Celsa Steel Service AS: Steel reinforcement products for concrete (Norway)*
- [<sup>8</sup>] ift Rosenheim GmbH EPD-BMG-10.1 (2013) *Baustahlgewebe GmbH: Betonstahlmatten und Gitterträger*
- [<sup>9</sup>] ift Rosenheim GmbH EPD-BS-10.0 (2013) *Badische Stahlwerke GmbH: Betonstahl zur Bewehrung von Beton*
- [<sup>10</sup>] GaBi 7 LCA software DB version 6.110 *GaBi database documentation can be viewed at URL: <http://www.gabi-software.com/databases/>*

 <b>epd-norge.no</b> The Norwegian EPD Foundation	<b>Program operator</b> The Norwegian EPD Foundation Post Box 5250 Majorstuen, 0303 Oslo Norway	Phone: +47 23 08 80 00  e-mail: <a href="mailto:post@epd-norge.no">post@epd-norge.no</a> web: <a href="http://www.epd-norge.no">www.epd-norge.no</a>
 <b>epd-norge.no</b> The Norwegian EPD Foundation	<b>Publisher</b> The Norwegian EPD Foundation Post Box 5250 Majorstuen, 0303 Oslo Norway	Phone: +47 23 08 80 00  e-mail: <a href="mailto:post@epd-norge.no">post@epd-norge.no</a> web: <a href="http://www.epd-norge.no">www.epd-norge.no</a>
 <b>NORSK STÅL</b>	<b>Owner of the declaration</b> Norsk Stål AS Postboks 1083 4683 Søgne	Phone: +47 47 81 80 00 Fax e-mail: <a href="mailto:erik.larsen@norskstaal.no">erik.larsen@norskstaal.no</a> web: <a href="http://www.norskstaal.no">www.norskstaal.no</a>
 <b>NTNU – Trondheim</b> Norwegian University of Science and Technology	<b>Author of the Life Cycle Assessment</b> Michael Myrvold Jenssen and Annik Magerholm Fet / NTNU Institutt for industriell økonomi og teknologiledelse 7491 Trondheim	Phone: +47 73 59 35 11  e-mail: <a href="mailto:michael.jenssen@iot.ntnu.no">michael.jenssen@iot.ntnu.no</a> <a href="mailto:annik.fet@ntnu.no">annik.fet@ntnu.no</a>  web: <a href="http://www.ntnu.no/iot">www.ntnu.no/iot</a>